



# Clinical Guide

Meso $\infty$  ETM Mesotherapy Device

# Clinical Guide II

Meso $\infty$  ETM Mesotherapy Device

# Meso∞ ETM Mesotherapy Device

- ETM device is a multi-functional transdermal permeation enhancing device, combined Meso-chip aqua channel penetration technology with electroporation channel transdermal technology.
- This machine can help pass through the skin protective barrier, promote all kinds of nutrients into the mesoderm by ultra penetration, for maximum transdermal absorption.
- Totally change the traditional skin care mode of simply smearing, pure micro needle.

## Treatment Process

Firstly, it is necessary to make some judgments on the basic physical conditions of the patients. Inquire about their medical history, exclude contraindications, and ensure they can accept ETM device care.

### Note:

1. Avoid the menstruation.
2. Don't treat the nose if with prosthesis implanted.

Fill in the < ETM device facial/scalp care record form >, Record customers' basic information, including physical condition, scalp condition, etc.

- 1) Taking photos before Facial care :frontal view, left 45 [Left 90 [Right 45 [Right 90 ° etc. Taking photos before scalp care: hairline, top, left, right, back, etc.

There would be some little changes according to the exact treatment situation.

### Note:

Please try to fix the Angle of each photograph, indoor light, camera exposure, etc. ,meanwhile to make sure the photos are clear, which could avoid the error and ensure the accuracy of efficacy comparison.

- 2) Face: Please make sure the customer's skin is thoroughly clean.  
Scalp: make sure the scalp is clean.

For female customers whose hair length exceeds 3cm, the operator needs to prepare a fine-tooth comb or a pointed tail comb in advance, and assist in dividing seams during the care to fully expose the scalp, so as to ensure adequate care for the scalp.

If for hair loss patients, use the Hamilton-Norwood classification (male) or Ludwig classification (female).

Conduct preliminary customer classification. And need to be clear: beginning time of hair loss, serious degree, probable inducement, whether to make treatment before, whether to take the medicaments such as finasteride to treat alopecia and so on.

- 3) Facial care, customers take the reclining position. Scalp care, customers need to sit upright. Wipe the customer's face with saline cotton balls, Check carefully for makeup residue. Before treatment, disinfect the face and scalp with new germicide cotton balls or disposable sterile gauze.
- 4) Please use disposable gloves to install the cartridges and ensure it's not contaminated during the whole process.

### Note:

Microchips are disposable and cannot be reused. Otherwise, may occur bacterial infection, cross infection, nodules, pustules, etc.

5) Adjustments of interface parameters

A. Energy: Generally adjust it from a low level, can be 1-2 level. The operator can increase the intensity as the number of treatment increases. It will be okay if the caregiver felt slight electricity but no irritation. It can be also set to be zero.

B. Frequency: choose a suitable frequency of producing fluid according to operator's habit. Handle moving speed should be accordingly quicker with the high frequency, slower with low frequency. But the part cannot bear with a very low frequency.

C. Depth: the order of contact between the meso-chip and skin. It can be adjusted according to the client's skin sensitivity.

D. Dosage: it means produced fluid quantity, every time the meso-chip produce fluid, the total quantity given by the five micro-channels; Generally the operator should adjust this parameter according the total fluid quantity in the syringe and the nursing area size.

Please make detailed records of the fluid quantity and parameters.

6) In the process of the treatment, the handle should be vertical to the skin, making the meso-chip totally touch the skin, so that the electroporation and meso-chip can work the best, ensure the nutrients well absorbed.

**Attention:**

All treatment area should be covered, can have one or two times treatment. When the fluid is used up, the operator can adjust the dosage level to "0", to make the machine to "Cavity Mode", leading the residual liquid totally into the skin.

7) Need 2.5ml liquid half face, one side done and do another side. The whole operation need 20 to 30 minutes with 5ml liquid.

8) Face care: The skin can be gently moved up by one hand, to spread the skin, assist the microcrystalline head to touch skin. Working by "Smooth movement" operation.

9) Scalp Care: Use two fingers to assist in splitting the hair, compacting the hair and fully exposing the scalp. Operate in the "point movement" method.

10) Eyelids, like the skin around the chin weak or sensitive parts,

It is necessary to reduce the contact degree of the microcrystalline head to avoid discomfort or adverse reactions;

11) Protection work must be done after nursing, make a face mask after treatment. Because ETM skin care is noninvasive, no-pain and no blood, so needn't specific protection. If there is any red spot on the skin, it may be skin allergy, expectant treatment will be okay.

It should be noted that the client can't wash face and scratch within 6 hours after the treatment. At the same day, clients can't use too hot water to wash face or have a sauna.

Within a week, the caregivers can't be burned by sun, should wear sunscreen before going outside, and better use sun umbrella.

Suggest that clients use moisturizing masks everyday within one week after treatment to strengthen the effects.

# Recommended parameter and estimate running time for 5ml liquid

- 1) a. Energy 3; b. Frequency 6; c. Depth 2; d. Dosage 5; Running time: 10min
- 2) a. Energy 3; b. Frequency 6; c. Depth 2; d. Dosage 4; Running time: 20min.
- 3) a. Energy 3; b. Frequency 6; c. Depth 2; d. Dosage 3; Running time: 30min.

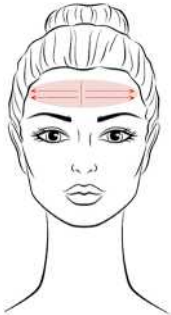
## Treatment Areas and recommended parameters

### Forehead:

Energy: 1-3

Frequency:  
2-5

Depth: 1-2



### Eye area:

Energy: 1-2

Frequency:  
1-3

Depth: 1-2

Dosage: 1-3



### Nasolabial triangle:

Energy: 1-2

Frequency: 2-5

Depth: 1-2

Dosage: 1-3



### Cheeks:

Energy: 2-3

Frequency:  
2-5

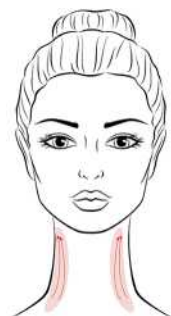


### Neck:

Energy: 2-4

Frequency:  
3-6

Depth: 2-4

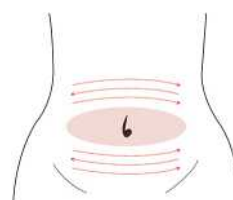


### Belly:

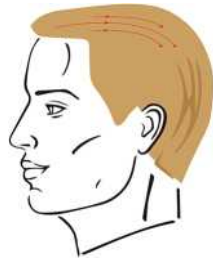
Energy: 3-5

Frequency:  
5-8

Depth: 3-5



### Scalp area:



### Front:

Energy: 1-3

Frequency:  
2-6

Depth: 1-3



### Back

Energy: 2-4

Frequency:  
3-7

Depth: 2-4

## Clinical results

### Case 1

- Symptom: crow's feet, the fine lines under eyes.
- Basic information: dry and flaky skin, coarse pore.
- Nursing parts: strengthen facial and eye care.
- Import of product: small molecule hyaluronic, 5ml.
- Operation Parameter:
  - Energy 1
  - Frequency 3
  - Depth 1
  - Dosage 3

The wrinkles can be improved significantly after one treatment. The dryness of the face will greatly alleviated after cleaning face by yourself.



Before

After

### Case 2

- Symptom: The nose and nose around has enlarged pores.
- Basic information: The skin is dry and rough.
- Nursing parts: facial, eye care and both side of the nose.
- Import of product: small molecule hyaluronic, 5ml.
- Operation Parameter:
  - Energy 3
  - Frequency 5
  - Depth 2
  - Dosage 3

After two treatments, the skin texture is improved, delicate and shiny. The dark complexion of the skin also showed a significant improvement.



## What is the skin barrier?

Normal skin has a barrier to resist physical and chemical damage from the outside world. The stratum corneum of human skin is the protective layer of the skin and is also the main barrier affecting the penetration of nutrients and drugs. The thickness is 10-40um. If a substance such as a skin care product is applied to the skin, it is absorbed very little due to the skin barrier, and is only about 7%.

## Is ETM Mesotherapy device safe?

ETM combined with two technical advantages, Meso-chip Aqua Channel Penetration Technology and Electroporation Ion Channel Transdermal Technology.

- Meso-chip Aqua Channel Penetration Technology:

The Meso-chip can pass through the skin barrier to increase the permeability of nutrients and the like by creating tiny pores in the stratum corneum of the skin, without touching the nerve tissue and blood vessels, thereby avoiding pain and bleeding. After 20 minutes, the tunnel can be closed.

- Electroporation Ion Channel Transdermal Technology:

It is a technique for temporarily generating the aqueous bilayer of lipid bilayer by using instantaneous electric pulse (us-ms). It can increase the permeability of cells and tissue membranes, achieve the desired penetration-enhancing effect on the active ingredients, and Meso-chip consumables, electrode sheets, etc. are all disposable sterile consumables for single use.

It can be seen that the ETM Mesotherapy care is very safe as long as the aseptic operation is guaranteed.

## Is there any pain in ETM Mesotherapy care?

Most customers find that ETM Mesotherapy care are comfortable and have almost no feeling. Because the depth of Meso-chip penetration is precisely controlled, it does not stimulate nerve endings and blood vessels, no pain, no bleeding.